

GT & PROTOTYPE CHALLENGE


SPA EURO RACE

RACE 1

Sector Analysis

■ Personal Best
 ■ Session Best
 ■ Crossing the finish line in pit lane

Lap	D	Time	Sector 1	Sector 2	Sector 3	T. Spd	Elapsed	Lap	D	Time	Sector 1	Sector 2	Sector 3	T. Spd	Elapsed
109	Topper Team 1. Dirk Schulz-Bleekemolen- Porsche 997 GT3 Cup Super GT							1	1	2:42.088	47.700	1:13.602	40.786	225.9	2:42.088
	2	1	2:37.345	44.751	1:12.642	39.952	228.3	5:19.433							
	3	1	2:37.756	44.724	1:12.797	40.235	232.8	7:57.189							
	4	1	2:38.861	46.148	1:12.768	39.945	228.3	10:36.050							
	5	1	2:36.836	44.785	1:12.090	39.961	227.4	13:12.886							
	6	1	2:37.372	45.029	1:12.427	39.916	222.2	15:50.258							
	7	1	2:36.813	44.769	1:12.277	39.767	225.5	18:27.071							
	8	1	2:36.744	44.551	1:12.225	39.968	222.2	21:03.815							
	9	1	2:37.868	44.694	1:12.782	40.392	229.8	23:41.683							
	10	1	2:44.983 B	44.844	1:13.366	46.773	219.5	26:26.666							
	11	1	3:54.912	2:01.818	1:12.778	40.316	221.3	30:21.578							
	12	1	2:38.476	45.174	1:13.169	40.133	222.2	33:00.054							
	13	1	2:38.168	44.813	1:12.870	40.485	222.7	35:38.222							
	14	1	2:37.448	44.976	1:12.436	40.036	224.1	38:15.670							
	15	1	2:37.697	44.901	1:12.533	40.263	227.8	40:53.367							
	16	1	2:37.786	45.022	1:12.434	40.330	229.8	43:31.153							
	17	1	2:38.606	44.729	1:12.889	40.988	220.0	46:09.759							
	18	1	2:39.114	44.993	1:13.019	41.102	222.2	48:48.873							
	19	1	2:38.640	44.895	1:12.820	40.925	215.6	51:27.513							
	20	1	2:39.522	45.033	1:13.768	40.721	225.5	54:07.035							
	21	1	2:52.744	45.056	1:14.587	53.101	228.3	56:59.779							
	22	1	2:43.681	46.286	1:15.979	41.416	213.4	59:43.460							
	23	1	2:41.445	45.367	1:15.049	41.029	210.5	1:02:24.905							
	24	1	2:43.784	45.581	1:15.209	42.994	218.6	1:05:08.689							
181	TransAm Euroracing 1. Alexis/Eric van de Poele/v HOWE Racing TA2 Super GT							1	1	2:39.690	46.181	1:13.620	39.889	227.8	2:39.690
	2	1	2:35.408	43.195	1:12.716	39.497	213.0	5:15.098							
	3	1	2:39.837	43.423	1:15.484	40.930	226.9	7:54.935							
	4	1	4:31.949 B	44.437	1:13.781	2:33.731	237.9	12:26.884							
	202	Prime Racing 1. Jean-Pierre/Jean-Marc Le Ginetta G57 LMP3							1	1	2:28.518	43.131	1:07.791	37.596	239.5
2		1	2:27.539	41.760	1:08.766	37.013	230.3	4:56.057							
3		1	2:26.889	41.145	1:07.684	38.060	247.1	7:22.946							
4		1	2:26.354	41.809	1:07.462	37.083	238.9	9:49.300							
5		1	2:25.903	41.300	1:07.252	37.351	247.1	12:15.203							
6		1	2:24.212	40.708	1:06.724	36.780	254.7	14:39.415							
7		1	2:25.477	40.937	1:07.855	36.685	253.5	17:04.892							
8		1	2:25.514	41.045	1:07.236	37.233	261.5	19:30.406							
9		1	2:51.833 B	41.026	1:09.310	1:01.497	239.5	22:22.239							
10		1	3:15.168	1:27.798	1:09.668	37.702	212.6	25:37.407							
11		1	2:28.201	41.724	1:08.767	37.710	248.8	28:05.608							
12		1	2:27.201	41.396	1:08.365	37.440	249.4	30:32.809							
13		1	2:37.103 B	41.537	1:09.699	45.867	256.5	33:09.912							
14		1	4:08.247	2:21.839	1:08.175	38.233	238.9	37:18.159							
15		1	2:27.854	41.647	1:08.562	37.645	244.3	39:46.013							
16		1	2:24.827	41.138	1:06.600	37.089	261.5	42:10.840							
17		1	2:26.630	40.827	1:08.133	37.670	248.8	44:37.470							
18		1	2:29.133	41.025	1:10.218	37.890	241.1	47:06.603							
19		1	2:27.283	41.016	1:06.695	39.572	250.6	49:33.886							
20		1	2:27.165	41.497	1:06.847	38.821	251.2	52:01.051							
21	1	2:26.700	40.974	1:08.313	37.413	250.0	54:27.751								
22	1	2:27.890	41.149	1:09.170	37.571	252.3	56:55.641								
23	1	2:26.584	41.287	1:07.278	38.019	260.2	59:22.225								
180	TransAm Euroracing 1. Herve Maillien HOWE Racing TA2 Super GT							1	1	2:44.329	50.044	1:13.185	41.100	218.6	2:44.329
	2	1	2:37.673	45.674	1:11.649	40.350	217.7	5:22.002							



GT & PROTOTYPE CHALLENGE

SPA EURO RACE

RACE 1

Sector Analysis

■ Personal Best ■ Session Best B Crossing the finish line in pit lane


Lap	D	Time	Sector 1	Sector 2	Sector 3	T. Spd	Elapsed	Lap	D	Time	Sector 1	Sector 2	Sector 3	T. Spd	Elapsed
24	1	2:26.022	41.107	1:07.378	37.537	254.7	1:01:48.247	24	1	2:27.905	41.516	1:07.989	38.400	251.7	1:00:01.131
25	1	2:29.958	42.203	1:08.392	39.363	242.2	1:04:18.205	25	1	2:28.294	41.892	1:08.478	37.924	252.3	1:02:29.425
26	1	2:31.857	42.743	1:10.804	38.310	252.3	1:05:01.282	26	1	2:31.857	42.743	1:10.804	38.310	252.3	1:05:01.282

203		Inter Europol Competition					Ligier LMP3	
1.Jakub Smiechowski							LMP3	
1	1	2:28.774	44.479	1:07.211	37.084	243.2	2:28.774	
2	1	2:25.459	41.906	1:07.202	36.351	245.5	4:54.233	
3	1	2:22.292	41.345	1:04.633	36.314	250.0	7:16.525	
4	1	2:23.380	40.616	1:06.079	36.685	254.1	9:39.905	
5	1	2:21.712	40.671	1:04.739	36.302	252.3	12:01.617	
6	1	2:21.904	40.652	1:04.816	36.436	252.9	14:23.521	
7	1	2:21.967	40.600	1:05.008	36.359	252.9	16:45.488	
8	1	2:25.215	40.915	1:06.891	37.409	254.1	19:10.703	
9	1	2:22.161	40.786	1:04.991	36.384	252.9	21:32.864	
10	1	2:22.454	40.819	1:05.142	36.493	254.1	23:55.318	
11	1	2:24.304	40.951	1:05.946	37.407	252.9	26:19.622	
12	1	2:24.528	41.337	1:06.372	36.819	251.2	28:44.150	
13	1	2:23.382	41.054	1:05.817	36.511	252.3	31:07.532	
14	1	2:30.255 B	41.184	1:05.613	43.458	251.2	33:37.787	
15	1	3:52.134	2:10.194	1:05.394	36.546	251.2	37:29.921	
16	1	2:23.061	40.701	1:05.917	36.443	253.5	39:52.982	
17	1	2:22.368	40.691	1:05.311	36.366	255.9	42:15.350	
18	1	2:22.470	40.524	1:05.325	36.621	255.9	44:37.820	
19	1	2:24.572	41.449	1:06.518	36.605	252.9	47:02.392	
20	1	2:25.867	40.674	1:06.632	38.561	256.5	49:28.259	
21	1	2:25.101	41.196	1:05.748	38.157	253.5	51:53.360	
22	1	2:24.648	41.116	1:06.357	37.175	254.1	54:18.008	
23	1	2:25.305	41.124	1:07.059	37.122	252.9	56:43.313	
24	1	2:24.142	40.912	1:06.328	36.902	252.9	59:07.455	
25	1	2:25.725	42.144	1:06.126	37.455	250.0	1:01:33.180	
26	1	2:23.766	40.534	1:06.097	37.135	253.5	1:03:56.946	

204		Inter Europol Competition					Ligier LMP3	
1.Philippe Bourgois							LMP3	
1	1	2:29.892	45.148	1:07.186	37.558	246.6	2:29.892	
2	1	2:26.658	42.259	1:07.251	37.148	249.4	4:56.550	
3	1	2:26.123	42.157	1:06.580	37.386	251.2	7:22.673	
4	1	2:24.552	41.808	1:06.298	36.446	251.2	9:47.225	
5	1	2:24.800	41.851	1:06.151	36.798	250.6	12:12.025	
6	1	2:24.546	41.812	1:06.008	36.726	250.0	14:36.571	
7	1	2:25.039	41.778	1:06.421	36.840	250.6	17:01.610	
8	1	2:24.110	41.483	1:05.936	36.691	251.2	19:25.720	
9	1	2:27.904	42.230	1:07.159	38.515	250.0	21:53.624	
10	1	2:26.360	42.783	1:06.385	37.192	238.4	24:19.984	
11	1	2:24.935	42.022	1:06.328	36.585	248.8	26:44.919	
12	1	2:34.300 B	41.907	1:06.669	45.724	248.8	29:19.219	
13	1	3:47.192	2:03.024	1:06.946	37.222	247.1	33:06.411	
14	1	2:26.934	42.323	1:07.421	37.190	248.3	35:33.345	
15	1	2:24.847	41.665	1:06.356	36.826	250.6	37:58.192	
16	1	2:25.583	42.182	1:06.181	37.220	248.8	40:23.775	
17	1	2:25.709	41.588	1:06.810	37.311	251.7	42:49.484	
18	1	2:25.773	41.437	1:07.024	37.312	255.3	45:15.257	
19	1	2:27.218	42.540	1:07.333	37.345	254.1	47:42.475	
20	1	2:28.387	41.682	1:07.812	38.893	255.3	50:10.862	
21	1	2:27.130	41.837	1:06.965	38.328	252.9	52:37.992	
22	1	2:26.636	41.544	1:07.567	37.525	253.5	55:04.628	
23	1	2:28.598	41.507	1:09.044	38.047	252.9	57:33.226	

222		Racing Experience					Ligier LMP3	
1.David Hauser							LMP3	
1	1	2:26.954	42.816	1:06.711	37.427	241.1	2:26.954	
2	1	2:23.692	42.009	1:05.063	36.620	245.5	4:50.646	
3	1	2:22.951	41.440	1:04.958	36.553	247.7	7:13.597	
4	1	2:21.515	41.151	1:04.245	36.119	249.4	9:35.112	
5	1	2:21.621	41.017	1:04.239	36.365	248.3	11:56.733	
6	1	2:21.853	41.003	1:04.644	36.206	248.8	14:18.586	
7	1	2:21.369	41.064	1:04.167	36.138	248.8	16:39.955	
8	1	2:24.284	42.729	1:05.253	36.302	244.3	19:04.239	
9	1	2:21.864	41.204	1:04.318	36.342	248.8	21:26.103	
10	1	2:23.308	40.899	1:04.926	37.483	251.7	23:49.411	
11	1	2:22.808	41.312	1:05.028	36.468	248.8	26:12.219	
12	1	2:21.881	41.123	1:04.368	36.390	248.8	28:34.100	
13	1	2:28.274 B	41.023	1:04.276	42.975	250.6	31:02.374	
14	1	4:02.373	2:21.331	1:04.729	36.313	246.6	35:04.747	
15	1	2:21.914	40.993	1:04.588	36.333	250.0	37:26.661	
16	1	2:22.313	40.984	1:04.272	37.057	249.4	39:48.974	
17	1	2:23.539	42.640	1:04.699	36.200	245.5	42:12.513	
18	1	2:22.245	41.034	1:04.973	36.238	252.9	44:34.758	
19	1	2:21.849	40.940	1:04.780	36.129	251.2	46:56.607	
20	1	2:22.264	41.064	1:04.193	37.007	251.2	49:18.871	
21	1	2:22.872	41.038	1:04.625	37.209	251.7	51:41.743	
22	1	2:23.997	41.151	1:05.234	37.612	251.7	54:05.740	
23	1	2:22.871	40.958	1:05.189	36.724	250.0	56:28.611	
24	1	2:23.313	42.014	1:04.906	36.393	240.0	58:51.924	
25	1	2:22.769	41.402	1:05.051	36.316	249.4	1:01:14.693	
26	1	2:23.601	41.075	1:05.150	37.376	249.4	1:03:38.294	

228		Oliver Freymuth					Renault RS01 Trophy	
1.Oliver Freymuth							LMP3	
1	1	2:35.667	45.384	1:11.446	38.837	241.6	2:35.667	
2	1	2:29.314	42.383	1:08.761	38.170	257.8	5:04.981	
3	1	2:29.289	42.246	1:08.530	38.513	255.9	7:34.270	
4	1	2:28.260	41.944	1:08.204	38.112	257.8	10:02.530	
5	1	2:27.863	41.508	1:08.293	38.062	258.4	12:30.393	
6	1	2:27.403	41.713	1:08.115	37.575	257.1	14:57.796	
7	1	2:26.893	41.550	1:07.718	37.625	257.1	17:24.689	
8	1	2:27.568	41.894	1:08.158	37.516	257.1	19:52.257	
9	1	2:27.188	41.526	1:07.829	37.833	259.6	22:19.445	
10	1	2:27.732	41.409	1:08.573	37.750	260.9	24:47.177	
11	1	2:27.845	41.722	1:08.193	37.930	259.6	27:15.022	
12	1	2:34.636 B	41.531	1:08.405	44.700	257.1	29:49.658	
13	1	3:59.548	2:13.847	1:08.150	37.551	257.1	33:49.206	
14	1	2:27.869	41.600	1:08.413	37.856	260.2	36:17.075	
15	1	2:28.156	41.754	1:08.562	37.840	260.2	38:45.231	
16	1	2:27.489	41.523	1:08.387	37.579	259.6	41:12.720	
17	1	2:27.573	41.344	1:08.615	37.614	262.1	43:40.293	
18	1	2:28.487	41.472	1:08.683	38.332	262.1	46:08.780	
19	1	2:27.426	41.677	1:08.201	37.548	259.6	48:36.206	
20	1	2:27.208	41.268	1:08.081	37.859	260.2	51:03.414	
21	1	2:27.421	41.285	1:08.205	37.931	260.9	53:30.835	
22	1	2:28.589	41.526	1:09.252	37.811	259.6	55:59.424	



GT & PROTOTYPE CHALLENGE

SPA EURO RACE

RACE 1

Sector Analysis

■ Personal Best ■ Session Best B Crossing the finish line in pit lane

Lap	D	Time	Sector 1	Sector 2	Sector 3	T. Spd	Elapsed	Lap	D	Time	Sector 1	Sector 2	Sector 3	T. Spd	Elapsed
23	1	2:28.301	41.573	1:08.352	38.376	259.0	58:27.725	22	1	2:26.587	43.462	1:04.522	38.603	226.9	56:05.932
24	1	2:29.581	42.951	1:08.714	37.916	256.5	1:00:57.306	23	1	2:25.928	43.074	1:04.970	37.884	223.1	58:31.860
25	1	2:27.403	41.179	1:08.449	37.775	260.2	1:03:24.709	24	1	2:25.982	43.073	1:05.067	37.842	226.4	1:00:57.842
26	1	2:27.021	41.240	1:08.105	37.676	260.9	1:05:51.730	25	1	2:27.851	43.002	1:06.296	38.553	225.9	1:03:25.693
								26	1	2:27.160	43.074	1:05.467	38.619	225.9	1:05:52.853

301 **Deldiche Racing** Norma 20FC
1.Luc/Tim de Cock/Joosen CN

1	1	2:36.807	45.562	1:11.462	39.783	225.0	2:36.807
2	1	2:29.672	44.668	1:06.548	38.456	225.5	5:06.479
3	1	2:31.374	44.291	1:08.742	38.341	227.4	7:37.853
4	1	2:27.684	43.163	1:06.506	38.015	232.3	10:05.537
5	1	2:26.926	43.115	1:05.824	37.987	229.8	12:32.463
6	1	2:26.713	42.803	1:05.698	38.212	231.3	14:59.176
7	1	2:26.141	42.813	1:05.609	37.719	232.3	17:25.317
8	1	2:28.010	42.829	1:06.935	38.246	232.3	19:53.327
9	1	2:26.858	42.860	1:05.949	38.049	231.8	22:20.185
10	1	2:28.056	42.711	1:06.868	38.477	234.8	24:48.241
11	1	2:36.034	42.584	1:06.676	46.774	233.3	27:24.275
12	1	4:40.869	2:59.264	1:04.216	37.389	229.3	32:05.144
13	1	2:23.374	42.196	1:04.072	37.106	234.3	34:28.518
14	1	2:23.644	42.542	1:03.887	37.215	232.8	36:52.162
15	1	2:23.817	42.221	1:04.573	37.023	231.3	39:15.979
16	1	2:23.536	42.063	1:04.331	37.142	235.3	41:39.515
17	1	2:24.004	43.041	1:03.655	37.308	233.3	44:03.519
18	1	2:24.430	42.614	1:04.211	37.605	234.8	46:27.949
19	1	2:24.156	42.972	1:03.684	37.500	232.8	48:52.105
20	1	2:23.732	42.059	1:04.081	37.592	235.3	51:15.837
21	1	2:23.714	42.104	1:03.788	37.822	236.8	53:39.551
22	1	2:22.611	42.427	1:03.193	36.991	234.3	56:02.162
23	1	2:25.552	42.078	1:05.327	38.147	233.8	58:27.714
24	1	2:22.743	42.293	1:03.515	36.935	234.3	1:00:50.457
25	1	2:22.840	42.122	1:03.528	37.190	233.3	1:03:13.297
26	1	2:23.871	42.273	1:03.400	38.198	234.8	1:05:37.168

333 **Norma Benelux** Norma M20FC
1.David Houthoofd CN

1	1	2:36.753	48.249	1:09.013	39.491	216.9	2:36.753
2	1	2:30.101	44.916	1:06.593	38.592	225.5	5:06.854
3	1	2:29.442	44.033	1:06.978	38.431	223.6	7:36.296
4	1	2:26.988	44.119	1:04.752	38.117	222.7	10:03.284
5	1	2:27.942	43.109	1:06.151	38.682	225.9	12:31.226
6	1	2:28.383	43.177	1:06.111	39.095	223.6	14:59.609
7	1	2:26.367	43.241	1:05.294	37.832	225.0	17:25.976
8	1	2:27.737	42.885	1:06.521	38.331	227.4	19:53.713
9	1	2:28.026	42.859	1:06.878	38.289	229.3	22:21.739
10	1	2:26.948	43.130	1:05.545	38.273	227.4	24:48.687
11	1	2:27.698	43.052	1:06.045	38.601	227.4	27:16.385
12	1	2:27.296	42.979	1:05.909	38.408	226.4	29:43.681
13	1	2:34.301	43.091	1:05.817	45.393	226.9	32:17.982
14	1	3:54.340	2:10.640	1:05.658	38.042	220.4	36:12.322
15	1	2:26.912	43.356	1:05.380	38.176	223.1	38:39.234
16	1	2:27.349	43.124	1:05.208	39.017	225.5	41:06.583
17	1	2:33.456	43.407	1:05.559	44.490	226.4	43:40.039
18	1	2:39.370	55.822	1:05.519	38.029	226.4	46:19.409
19	1	2:27.194	43.314	1:05.479	38.401	225.0	48:46.603
20	1	2:26.722	43.219	1:05.171	38.332	225.5	51:13.325
21	1	2:26.020	43.175	1:04.767	38.078	225.9	53:39.345

396 **VR Motorsport** Praga R1T
1.Tim/Oliver Gray/Hewitt CN


1	1	2:33.846	47.172	1:08.913	37.761	237.9	2:33.846
2	1	2:26.397	43.464	1:05.855	37.078	237.9	5:00.243
3	1	2:46.792	49.659	1:08.851	48.282	236.8	7:47.035
4	1	3:20.174	1:01.266	1:17.168	1:01.740	195.7	11:07.209

401 **Blueberry Racing** Praga R1
1.Fiona James RSR3

1	1	2:47.609	52.619	1:12.389	42.601	202.2	2:47.609
2	1	2:44.974	48.521	1:13.602	42.851	205.3	5:32.583
3	1	2:44.553	48.639	1:13.236	42.678	206.1	8:17.136
4	1	2:43.832	48.274	1:12.744	42.814	206.5	11:00.968
5	1	2:43.944	48.046	1:12.884	43.014	205.3	13:44.912
6	1	2:44.387	48.349	1:13.122	42.916	205.3	16:29.299
7	1	2:43.110	48.180	1:12.393	42.537	206.1	19:12.409
8	1	2:42.853	48.112	1:12.665	42.076	205.7	21:55.262
9	1	2:41.263	47.458	1:11.609	42.196	208.5	24:36.525
10	1	2:43.479	47.712	1:12.201	43.566	207.3	27:20.004
11	1	2:50.811	47.454	1:12.773	50.584	206.9	30:10.815
12	1	4:08.675	2:13.503	1:12.565	42.607	203.8	34:19.490
13	1	2:42.174	47.929	1:12.133	42.112	204.5	37:01.664
14	1	2:43.699	48.400	1:12.820	42.479	201.9	39:45.363
15	1	2:43.706	48.501	1:12.489	42.716	206.5	42:29.069
16	1	2:42.068	47.900	1:12.078	42.090	206.9	45:11.137
17	1	2:42.632	47.685	1:12.398	42.549	208.1	47:53.769
18	1	2:45.157	48.933	1:12.602	43.622	203.4	50:38.926
19	1	2:43.332	47.830	1:12.692	42.810	205.7	53:22.258
20	1	2:44.905	48.453	1:13.470	42.982	204.5	56:07.163
21	1	2:43.428	47.917	1:12.960	42.551	204.9	58:50.591
22	1	2:44.026	48.248	1:13.137	42.641	206.9	1:01:34.617
23	1	2:44.564	47.746	1:13.584	43.234	206.9	1:04:19.181

402 **Blueberry Racing** Praga R1
1.Dick van Elk RSR3

1	1	2:51.653	53.546	1:15.824	42.283	159.1	2:51.653
2	1	2:44.821	48.719	1:13.858	42.244	207.7	5:36.474
3	1	2:44.463	47.896	1:14.609	41.958	207.7	8:20.937
4	1	2:45.945	49.011	1:14.017	42.917	208.5	11:06.882
5	1	2:44.899	47.839	1:14.783	42.277	208.9	13:51.781
6	1	2:45.898	46.832	1:16.666	42.400	211.4	16:37.679
7	1	2:41.769	47.439	1:12.673	41.657	212.2	19:19.448
8	1	2:39.904	46.778	1:11.622	41.504	210.9	21:59.352
9	1	2:38.907	46.873	1:10.877	41.157	210.5	24:38.259
10	1	3:33.090	47.266	1:26.208	1:19.616	210.5	28:11.349
11	1	3:59.749	2:06.579	1:11.567	41.603	206.5	32:11.098
12	1	2:39.247	47.384	1:10.869	40.994	209.3	34:50.345
13	1	2:40.958	46.807	1:10.783	43.368	209.7	37:31.303
14	1	2:39.116	47.193	1:11.028	40.895	207.7	40:10.419
15	1	2:40.137	46.883	1:11.438	41.816	210.5	42:50.556



GT & PROTOTYPE CHALLENGE SPA EURO RACE RACE 1

Sector Analysis

■ Personal Best ■ Session Best B Crossing the finish line in pit lane

Lap	D	Time	Sector 1	Sector 2	Sector 3	T. Spd	Elapsed	Lap	D	Time	Sector 1	Sector 2	Sector 3	T. Spd	Elapsed
16	1	2:40.002	47.301	1:10.612	42.089	210.9	45:30.558								
17	1	2:43.514	47.455	1:12.016	44.043	210.1	48:14.072								
18	1	2:43.914	48.123	1:12.406	43.385	209.3	50:57.986								
19	1	2:43.261	47.985	1:12.555	42.721	209.7	53:41.247								
20	1	2:42.258	47.901	1:12.067	42.290	210.5	56:23.505								
21	1	2:40.891	47.989	1:11.633	41.269	207.3	59:04.396								
22	1	2:40.221	47.279	1:11.415	41.527	210.5	1:01:44.617								
23	1	2:41.751	47.201	1:12.177	42.373	210.1	1:04:26.368								

403

Wim Jeuris
1. Wim Jeuris

Radical SR3L
RSR3

1	1	2:42.576	49.006	1:12.584	40.986	215.6	2:42.576
2	1	2:37.905	45.411	1:11.768	40.726	220.9	5:20.481
3	1	2:35.843	45.382	1:10.690	39.771	216.4	7:56.324
4	1	2:40.981	47.779	1:12.305	40.897	197.1	10:37.305
5	1	2:45.857 B	46.205	1:10.623	49.029	219.5	13:23.162
6	1	3:11.759	1:16.381	1:14.813	40.565	214.3	16:34.921
7	1	2:37.972	45.929	1:10.931	41.112	218.6	19:12.893
8	1	2:38.550	47.504	1:11.121	39.925	204.9	21:51.443
9	1	2:35.750	45.139	1:11.214	39.397	198.9	24:27.193
10	1	2:35.062	45.084	1:10.110	39.868	224.1	27:02.255
11	1	2:36.034	45.653	1:10.417	39.964	207.7	29:38.289
12	1	2:46.924 B	45.660	1:10.714	50.550	195.7	32:25.213
13	1	4:10.749	2:17.286	1:12.933	40.530	184.9	36:35.962
14	1	2:35.491	45.441	1:10.273	39.777	213.9	39:11.453
15	1	2:35.938	45.318	1:10.606	40.014	215.6	41:47.391
16	1	2:34.685	45.095	1:09.937	39.653	227.4	44:22.076
17	1	2:33.961	44.640	1:09.611	39.710	228.3	46:56.037
18	1	2:38.627	45.564	1:10.467	42.596	226.4	49:34.664
19	1	2:36.426	44.930	1:10.929	40.567	227.8	52:11.090
20	1	2:38.021	45.274	1:12.042	40.705	220.0	54:49.111
21	1	2:38.535	45.496	1:12.503	40.536	201.9	57:27.646
22	1	2:42.248	45.394	1:12.820	44.034	223.1	1:00:09.894
23	1	2:56.277	51.598	1:18.711	45.968	182.1	1:03:06.171
24	1	2:51.766	50.822	1:15.391	45.553	192.9	1:05:57.937